



COMPUTATIONAL Thinking

www.carlyandadam.com




1 Decomposition

Break down the problem into smaller parts



2 Pattern Recognition

Identify similarities or patterns within the problem.



3 Algorithm Design

Identify and organize the steps needed to solve the problem.



4 Abstraction

Identify general principles and filter out unnecessary information.

carly and Adam

Computational Thinking
IS A PROBLEM-SOLVING
METHOD
EVERYONE CAN USE

Think about making
pancakes.

Can you follow these
4 steps to think out
the problem?

Write out your ideas
- there's not one
right answer.

COMPUTATIONAL Thinking

www.carlyandadam.com




1. Decomposition

Break down the problem into smaller parts



2. Pattern Recognition

Identify similarities or patterns within the problem.



3. Algorithm Design

Identify and organize the steps needed to solve the problem.



4. Abstraction

Identify general principles and filter out unnecessary information.

carly and Adam

1. I want to make pancakes

- Do I have time?
- What cooking supplies are needed?
- What ingredients are needed?
- Am I willing to clean up?

2. This is not a unique problem.

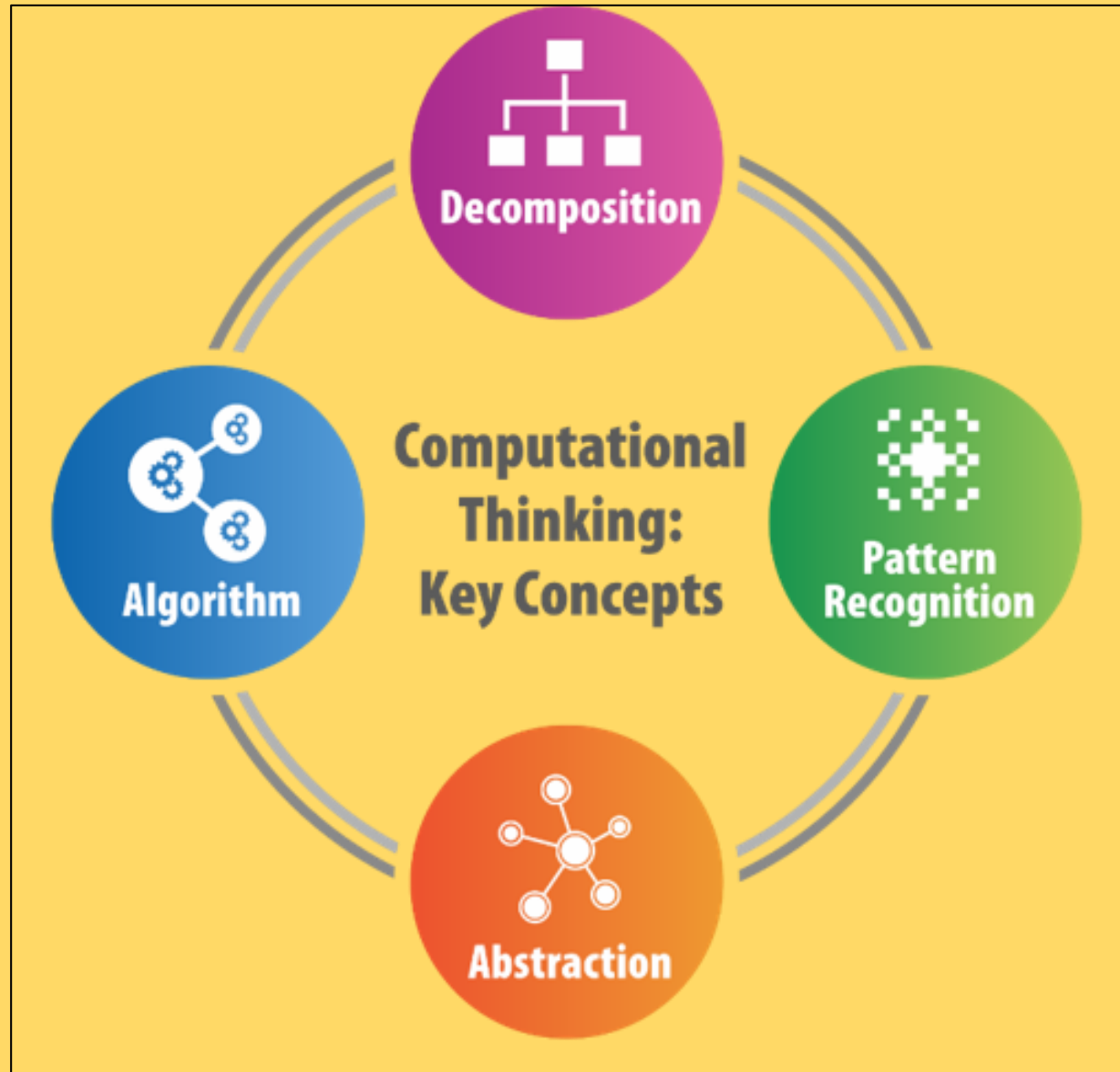
- We have cabinets & drawers with cooking supplies & utensils.
- Ingredients are in the frig & pantry.
- I can find a recipe in a cookbook or on the internet.

3. A recipe will help me identify & organize the steps.

- Take out the supplies & utensils.
- Take out the ingredients.
- Measure out ingredients.
- Follow the recipe & instructions.
- Eat the pancakes 😊
- Clean up.

4. I need a spoon of a certain size, but color doesn't matter.

A gas or electric stove will do the job.



Computational Thinking lessons at <https://ctlessons.org/>